



**Community Action Stops Abuse, Inc.
and Affiliate**

**Consolidated Financial Statements
and Supplementary Information**

June 30, 2018 and 2017

Table of Contents

	Page No.
Independent Auditor's Report	3-4
Consolidated Financial Statements	
Consolidated Statements of Financial Position	5
Consolidated Statements of Activities	6-7
Consolidated Statements of Functional Expenses	8
Consolidated Statements of Cash Flows	9
Notes to Consolidated Financial Statements	10-20
Additional Information	
Consolidating Statements of Financial Position	22-23
Consolidating Statements of Activities	24-25
Supplementary Information	
Schedule of Expenditures of Federal Awards	27
Notes to Schedule of Expenditures of Federal Awards	28
Independent Auditor's Report on Internal Control over Financial Reporting and on Compliance and Other Matters Based on an Audit of Financial Statements Performed in Accordance with <i>Government Auditing Standards</i>	29-30
Independent Auditor's Report on Compliance for Each Major Federal Program and Report on Internal Control over Compliance Required by the Uniform Guidance	31-32
Schedule of Findings and Questioned Costs	33
Summary Schedule of Prior Audit Findings	34



Independent Auditor's Report

Board of Directors
Community Action Stops Abuse, Inc. and Affiliate
St. Petersburg, Florida

Report on the Consolidated Financial Statements

We have audited the accompanying consolidated financial statements of Community Actions Stops Abuse, Inc. and affiliate (the Organization), which comprise the consolidated statements of financial position as of June 30, 2018 and 2017; the related consolidated statements of activities, functional expenses, and cash flows for the years then ended; and the related notes to the consolidated financial statements.

Management's Responsibility for the Consolidated Financial Statements

Management is responsible for the preparation and fair presentation of these consolidated financial statements in accordance with accounting principles generally accepted in the United States of America; this includes the design, implementation, and maintenance of internal control relevant to the preparation and fair presentation of consolidated financial statements that are free from material misstatement, whether due to fraud or error.

Auditor's Responsibility

Our responsibility is to express an opinion on these consolidated financial statements based on our audits. We conducted our audits in accordance with auditing standards generally accepted in the United States of America and the standards applicable to financial audits contained in *Government Auditing Standards*, issued by the Comptroller General of the United States. Those standards require that we plan and perform the audits to obtain reasonable assurance about whether the consolidated financial statements are free from material misstatement.

An audit involves performing procedures to obtain audit evidence about the amounts and disclosures in the consolidated financial statements. The procedures selected depend on the auditor's judgment, including the assessment of the risks of material misstatement of the consolidated financial statements, whether due to fraud or error. In making those risk assessments, the auditor considers internal control relevant to the entity's preparation and fair presentation of the consolidated financial statements in order to design audit procedures that are appropriate in the circumstances, but not for the purpose of expressing an opinion on the effectiveness of the entity's internal control. Accordingly, we express no such opinion. An audit also includes evaluating the appropriateness of accounting policies used and the reasonableness of significant accounting estimates made by management, as well as evaluating the overall presentation of the consolidated financial statements.

We believe that the audit evidence we have obtained is sufficient and appropriate to provide a basis for our audit opinion.

Opinion

In our opinion, the consolidated financial statements referred to above present fairly, in all material respects, the consolidated financial position of Community Action Stops Abuse, Inc. and affiliate as of June 30, 2018 and 2017, and the consolidated changes in their net assets and their cash flows for the years then ended, in accordance with accounting principles generally accepted in the United States of America.

Other Matters

Additional Information

Our audits were conducted for the purpose of forming an opinion on the consolidated financial statements as a whole. The accompanying consolidating financial statements on pages 22 through 25 is presented for purposes of additional analysis and is not a required part of the consolidated financial statements. Such information is the responsibility of management and was derived from and relates directly to the underlying accounting and other records used to prepare the consolidated financial statements. The information has been subjected to the auditing procedures applied in the audit of the consolidated financial statements and certain additional procedures, including comparing and reconciling such information directly to the underlying accounting and other records used to prepare the consolidated financial statements or to the consolidated financial statements themselves, and other additional procedures in accordance with auditing standards generally accepted in the United States of America. In our opinion, the information is fairly stated, in all material respects, in relation to the consolidated financial statements as a whole.


Supplementary Information

Our audits were conducted for the purpose of forming an opinion on the consolidated financial statements as a whole. The accompanying schedule of expenditures of federal awards and related notes, as required by Title 2 U.S. Code of Federal Regulations (CFR) Part 200, *Uniform Administrative Requirements, Cost Principles, and Audit Requirements for Federal Awards*, is presented for purposes of additional analysis and is not a required part of the consolidated financial statements. Such information is the responsibility of management and was derived from and relates directly to the underlying accounting and other records used to prepare the consolidated financial statements. The information has been subjected to the auditing procedures applied in the audit of the consolidated financial statements and certain additional procedures, including comparing and reconciling such information directly to the underlying accounting and other records used to prepare the consolidated financial statements or to the consolidated financial statements themselves, and other additional procedures in accordance with auditing standards generally accepted in the United States of America. In our opinion, the information is fairly stated, in all material respects, in relation to the consolidated financial statements as a whole.

Other Reporting Required by *Government Auditing Standards*

In accordance with *Government Auditing Standards*, we have also issued our report dated December 4, 2018 on our consideration of the Organization's internal control over financial reporting and on our tests of its compliance with certain provisions of laws, regulations, contracts and grant agreements, and other matters. The purpose of that report is to describe the scope of our testing of internal control over financial reporting and compliance and the results of that testing, and not to provide an opinion on internal control over financial reporting or on compliance. That report is an integral part of an audit performed in accordance with *Government Auditing Standards* in considering the Organization's internal control over financial reporting and compliance.

Gregory, Sharer & Stuart, P.A.



St. Petersburg, Florida
December 4, 2018

Community Action Stops Abuse, Inc. and Affiliate
Consolidated Statements of Financial Position

	June 30,	
	<u>2018</u>	<u>2017</u>
Assets		
Current assets		
Cash	\$ 435,048	\$ 340,701
Investments	2,709,559	2,696,242
Grants receivable	379,489	276,766
Contributions receivable, net of allowance	346,922	808,200
Inventory	52,600	51,200
Prepaid expenses and other current assets	78,599	143,910
Total current assets	<u>4,002,217</u>	<u>4,317,019</u>
Land, buildings, and equipment, net	11,528,756	11,928,554
Note receivable - new markets tax credit	6,288,400	6,288,400
Other Assets		
Contributions receivable, long-term portion	144,346	5,971
Interest in net assets of the Foundation	24,563	24,541
Total other assets	<u>168,909</u>	<u>30,512</u>
Total assets	<u>\$ 21,988,282</u>	<u>\$ 22,564,485</u>
Liabilities and net assets		
Liabilities		
Current maturities of mortgage note grants	\$ -	\$ 297,500
Current maturities of mortgage note payable	283,150	283,150
Accounts payable	56,076	46,162
Accrued expenses and other current liabilities	220,234	213,704
Total current liabilities	<u>559,460</u>	<u>840,516</u>
Mortgage note grants, net of current maturities	113,801	419,555
Mortgage note payable, net of current maturities and loan costs	4,164,999	4,443,979
Note payable - new markets tax credit, net of loan costs	11,051,439	10,925,253
Total liabilities	<u>15,889,699</u>	<u>16,629,303</u>
Net assets		
Unrestricted	5,377,123	4,960,958
Temporarily restricted	721,460	974,224
Total net assets	<u>6,098,583</u>	<u>5,935,182</u>
Total liabilities and net assets	<u>\$ 21,988,282</u>	<u>\$ 22,564,485</u>

Community Action Stops Abuse, Inc. and Affiliate
Consolidated Statement of Activities
Year Ended June 30, 2018

	<u>Unrestricted</u>	<u>Temporarily Restricted</u>	<u>Total</u>
Public support and revenue			
Grants	\$ 2,373,637	\$ 72,756	\$ 2,446,393
Forgiveness of mortgage note grants	695,843	-	695,843
Thrift Shoppe sales, net of expenses of \$304,906	328,027	-	328,027
Special events, net of cost of			
direct benefits to donors of \$54,008	464,081	39,753	503,834
Bequests and major gifts	72,802	-	72,802
Contributions and donations	504,730	96,000	600,730
Contributions and donations - Sunshine and Hope Campaign	154,124	-	154,124
Contributions and donations - in kind	35,356	-	35,356
Investment gain	128,033	-	128,033
Program income	15,800	-	15,800
Other income	63,105	-	63,105
Net assets released from restrictions	461,273	(461,273)	-
Total public support and revenue	<u>5,296,811</u>	<u>(252,764)</u>	<u>5,044,047</u>
Expenses			
Program services	4,045,601	-	4,045,601
Supporting services			
Administrative and general	432,836	-	432,836
Development and fundraising	402,231	-	402,231
Total expenses	<u>4,880,668</u>	<u>-</u>	<u>4,880,668</u>
Change in net assets of the Foundation	<u>22</u>	<u>-</u>	<u>22</u>
Change in net assets	416,165	(252,764)	163,401
Net assets at beginning of year	<u>4,960,958</u>	<u>974,224</u>	<u>5,935,182</u>
Net assets at end of year	<u>\$ 5,377,123</u>	<u>\$ 721,460</u>	<u>\$ 6,098,583</u>

Community Action Stops Abuse, Inc. and Affiliate
Consolidated Statement of Activities
Year Ended June 30, 2017

	<u>Unrestricted</u>	<u>Temporarily Restricted</u>	<u>Total</u>
Public support and revenue			
Grants	\$ 2,745,239	\$ 76,847	\$ 2,822,086
Forgiveness of mortgage note grant	59,314	-	59,314
Thrift Shoppe sales, net of expenses of \$299,017	316,097	-	316,097
Special events, net of cost of direct benefits to donors of \$10,362	257,105	58,440	315,545
Bequests and major gifts	216,837	-	216,837
Contributions and donations	339,870	52,994	392,864
Contributions and donations - Sunshine and Hope Campaign	64,510	-	64,510
Contributions and donations - in kind	68,198	-	68,198
Investment gain	134,138	-	134,138
Program income	4,200	-	4,200
Other income	64,083	-	64,083
Net assets released from restrictions	211,545	(211,545)	-
Total public support and revenue	<u>4,481,136</u>	<u>(23,264)</u>	<u>4,457,872</u>
Expenses			
Program services	4,283,038	-	4,283,038
Supporting services			
Administrative and general	443,163	-	443,163
Development and fundraising	395,378	-	395,378
Total expenses	<u>5,121,579</u>	<u>-</u>	<u>5,121,579</u>
Change in net assets of the Foundation	6	-	6
Gain on sale of land, buildings, and equipment	1,199	-	1,199
Change in net assets	(639,238)	(23,264)	(662,502)
Net assets at beginning of year	<u>5,600,196</u>	<u>997,488</u>	<u>6,597,684</u>
Net assets at end of year	<u>\$ 4,960,958</u>	<u>\$ 974,224</u>	<u>\$ 5,935,182</u>

Community Action Stops Abuse, Inc. and Affiliate
Consolidated Statements of Functional Expenses

	Year Ended June 30, 2018				Total
	Program Services	Support Services		Total Support Services	
		Administrative And General	Development And Fundraising		
Salaries and benefits	\$ 2,087,009	\$ 297,095	\$ 207,239	\$ 504,334	\$ 2,591,343
Services	265,752	31,077	28,210	59,287	325,039
Supplies	176,130	4,384	60,257	64,641	240,771
Property management	75,657	1,970	6,926	8,896	84,553
Interest	502,300	5,739	630	6,369	508,669
Utilities	117,602	7,163	5,324	12,487	130,089
Equipment management	62,152	9,567	9,865	19,432	81,584
Client assistance	177,128	-	25	25	177,153
Travel and vehicle maintenance	27,395	794	1,638	2,432	29,827
Employee and volunteer development	16,807	7,220	1,867	9,087	25,894
Gifts in kind	-	-	13,505	13,505	13,505
Other expenses	11,557	61,021	63,815	124,836	136,393
Total expenses before depreciation	<u>3,519,489</u>	<u>426,030</u>	<u>399,301</u>	<u>825,331</u>	<u>4,344,820</u>
Depreciation and amortization	<u>526,112</u>	<u>6,806</u>	<u>2,930</u>	<u>9,736</u>	<u>535,848</u>
Total functional expenses	<u><u>\$ 4,045,601</u></u>	<u><u>\$ 432,836</u></u>	<u><u>\$ 402,231</u></u>	<u><u>\$ 835,067</u></u>	<u><u>\$ 4,880,668</u></u>

	Year Ended June 30, 2017				Total
	Program Services	Support Services		Total Support Services	
		Administrative And General	Development And Fundraising		
Salaries and benefits	\$ 2,115,782	\$ 278,224	\$ 248,451	\$ 526,675	\$ 2,642,457
Services	277,422	77,789	37,328	115,117	392,539
Supplies	179,397	4,790	12,984	17,774	197,171
Property management	101,194	6,513	26,313	32,826	134,020
Interest	517,127	5,881	664	6,545	523,672
Utilities	127,038	8,269	5,151	13,420	140,458
Equipment management	40,809	16,474	9,631	26,105	66,914
Client assistance	328,908	-	50	50	328,958
Travel and vehicle maintenance	23,589	4,314	655	4,969	28,558
Employee and volunteer development	18,781	5,293	9,173	14,466	33,247
Gifts in kind	671	-	26,112	26,112	26,783
Other expenses	20,820	29,308	14,961	44,269	65,089
Total expenses before depreciation	<u>3,751,538</u>	<u>436,855</u>	<u>391,473</u>	<u>828,328</u>	<u>4,579,866</u>
Depreciation and amortization	<u>531,500</u>	<u>6,308</u>	<u>3,905</u>	<u>10,213</u>	<u>541,713</u>
Total functional expenses	<u><u>\$ 4,283,038</u></u>	<u><u>\$ 443,163</u></u>	<u><u>\$ 395,378</u></u>	<u><u>\$ 838,541</u></u>	<u><u>\$ 5,121,579</u></u>

Community Action Stops Abuse, Inc. and Affiliate
Consolidated Statements of Cash Flows

	Year Ended June 30,	
	2018	2017
Cash flows from operating activities		
Change in net assets	\$ 163,401	\$ (662,502)
Adjustments to reconcile change in net assets		
to net cash provided (used) by operating activities		
Depreciation and amortization	565,183	572,080
Amortization of loan costs	130,356	130,357
Provision for doubtful accounts	84,984	14,847
Unrealized loss (gain) on investments	31,329	(66,248)
Contributions restricted for long term purposes	(154,124)	(64,510)
Contributed use of land	(96,000)	-
Change in interest in net assets of the Foundation	(22)	(6)
Gain on sale of land, buildings, and equipment	-	(1,199)
Forgiveness of mortgage note grant	(695,843)	(59,314)
(Increase) decrease in operating assets		
Grants receivable	(102,723)	(21,970)
Contributions receivable	7,125	(21,698)
Inventory	(1,400)	(1,000)
Prepaid expenses and other current assets	65,311	(2,058)
Increase (decrease) in operating liabilities		
Accounts payable	9,914	(12,702)
Accrued expenses and other current liabilities	6,530	16,381
Net cash provided (used) by operating activities	14,021	(179,542)
Cash flows from investing activities		
Purchase of investments	(1,829,544)	(1,264,783)
Sale of investments	1,784,898	1,814,441
Purchase of land, buildings, and equipment	(165,385)	(349,433)
Proceeds from sale of land, buildings, and equipment	-	1,199
Net cash (used) provided by investing activities	(210,031)	201,424
Cash flows from financing activities		
Proceeds from mortgage note grants	92,589	21,213
Payments on mortgage note payable	(283,150)	(823,902)
Collections of contributions restricted for long-term purposes	480,918	94,797
Net cash provided (used) by financing activities	290,357	(707,892)
Increase (decrease) in cash	94,347	(686,010)
Cash at beginning of year	340,701	1,026,711
Cash at end of year	\$ 435,048	\$ 340,701
Supplemental disclosure		
Cash paid for interest	\$ 379,129	\$ 390,952

Note A - Organization and Summary of Significant Accounting Policies

Organization and Purpose

Community Action Stops Abuse, Inc. (CASA) is a Florida not-for-profit organization. CASA's mission is to influence our community to stand up to silence through advocacy, empowerment, and social change to prevent and end domestic violence. CASA promotes social change through advocacy, community education, outreach, and support for victims/survivors of Intimate Partner Violence. CASA provides comprehensive services to empower survivors of Intimate Partner Violence and their families with a safe supportive emergency shelter environment; rapid rehousing; a 24-hour crisis hotline; support groups; youth programs; substance abuse advocacy; information and referral programs; justice advocacy; outreach to under-served populations; peacemakers programs to preschools, elementary and middle schools; a very active volunteer program; and a thrift shop. Funding is provided primarily through individual donors; local fundraising activities; federal, state, and local government grants; and a private foundation.

Victoria's Place St. Pete, Inc.

Victoria's Place St. Pete, Inc. (Victoria's Place), a Florida not-for-profit organization was formed to work in conjunction with CASA's mission by constructing a 100-bed emergency shelter for domestic violence survivors.

Foundation

Effective January 1, 2012, CASA's board of directors approved formation of Community Action Stops Abuse Foundation, Inc. (the Foundation). CASA has recorded an interest in the net assets of the Foundation, since CASA and the Foundation are deemed to be financially interrelated. Net assets of the Foundation totaled approximately \$24,500 at June 30, 2018 and 2017.

Principal of Consolidation

The accompanying consolidated financial statements include the activities of CASA and Victoria's Place (together, the Organization). The entities comprising the Organization are related through an economic interest and CASA's direct and indirect ability to determine the direction of management. All significant inter-organization accounts and transactions have been eliminated upon consolidation.

Consolidated Financial Statement Presentation

The Organization reports information regarding its financial position and activities based on the existence or absence of donor-imposed restrictions. Accordingly, net assets and changes therein are classified as unrestricted (net assets that are not subject to donor-imposed stipulations), and temporarily or permanently restricted net assets, as required.

Restricted and Unrestricted Contributions

Contributions received are recorded as unrestricted, temporarily restricted, or permanently restricted support depending on the existence and/or nature of any donor-imposed restrictions. Contributions that are restricted by the donor are reported as an increase in unrestricted net assets if the restriction expires in the reporting period in which the contributions are received.

All other donor-restricted contributions are reported as an increase in temporarily or permanently restricted net assets, depending on the nature of the restriction. When a restriction expires (that is, when a stipulated time restriction ends, or the purpose of the restriction is accomplished), temporarily restricted contributions are reclassified and reported in the consolidated statements of activities as net assets released from restrictions.

Contributions are recognized at present value when a donor makes a contribution. Unconditional promises to give are recognized as revenues in the period received. Conditional promises to give are recognized when the conditions on which they depend are substantially met. Federal, state, and local government and other public grants are recognized as support when performance occurs, pursuant to the contract agreement.

Community Action Stops Abuse, Inc. and Affiliate
Notes to Consolidated Financial Statements
June 30, 2018 and 2017

Cash

For purposes of financial statement presentation, cash includes all monies in banks and highly liquid financial instruments, with the exception of investments that meet that definition but are reserved by the board of directors for future cash flows.

Investments

Investments are comprised of mutual funds and a money market account. The Organization accounts for investments in accordance with Accounting Standards Codification (ASC) 820, *Fair Value Measurements and Disclosures*, which defines fair value, expands disclosure requirements, and specifies a hierarchy of valuation techniques. The hierarchy is based on whether the significant inputs into the valuation are observable. In determining the level of hierarchy in which the estimate is disclosed, the highest priority is given to unadjusted quoted prices in active markets and the lowest priority to unobservable inputs.

The following is a brief description of the type of valuation information (“inputs”) that qualifies a financial asset for each level:

- Level 1 - Unadjusted quoted market prices for identical assets or liabilities in active markets which are accessible by the Organization.
- Level 2 - Inputs include observable prices in active markets for similar assets or liabilities; prices for identical or similar assets or liabilities in markets that are not active; and market inputs that are not directly observable but are derived from or corroborated by observable market data.
- Level 3 - Unobservable inputs based on the Organization’s own judgment as to assumptions a market participant would use, including inputs derived from extrapolation and interpolation that are not corroborated by observable market data.

Receivables

Grants receivable represent amounts due from various federal, state, and local agencies for purposes specified by each grant. Management considers grants receivable amounts to be fully collectible and, accordingly, has recorded no allowance for uncollectible amounts.

Contributions receivable is comprised of unconditional promises to give and are stated at the amount management expects to collect from outstanding balances. The carrying amount of contributions receivable is reduced by a valuation allowance that reflects management’s best estimate of the amount that will not be collected. At the time contributions are determined by management to be uncollectible, the contributions are charged against this allowance (see Note D).

Inventory

Inventory consists of donated merchandise such as clothing, furnishings, appliances, and other items, and is valued based on an average turnover rate. At June 30, 2018 and 2017, the estimated value of inventory was \$52,600 and \$51,200, respectively.

Unamortized Loan Costs

The Organization presents loan costs as a reduction of long-term debt, in accordance with ASC 835, *Interest*, in the accompanying consolidated statements of financial position. Loan costs are amortized over the life of the related loan and recorded as interest expense in the accompanying consolidated statements of activities.

Community Action Stops Abuse, Inc. and Affiliate
Notes to Consolidated Financial Statements
June 30, 2018 and 2017

Land, Buildings, and Equipment

Purchased land, buildings, and equipment are recorded at cost and donated land, buildings, and equipment are recorded at the estimated fair market value at the date of receipt.

Depreciation and amortization are computed on a straight-line basis and are provided for in amounts sufficient to relate the cost of depreciable assets to operations over their estimated service lives. Improvements are amortized over the lives of the respective leases or the service lives of the improvements, whichever is shorter.

Repairs and maintenance of land, buildings, and equipment are charged to operations and major improvements are capitalized. Upon retirement, sale, or other disposition of land, buildings, and equipment, the costs and accumulated depreciation are eliminated from the accounts and any resulting gain or loss is included in operations.

Contributions of long-lived assets are reported as increases in temporarily restricted net assets. Restrictions are considered met and an appropriate amount reclassified to unrestricted net assets over the useful life of the long-lived asset.

Property acquired with grant funds is considered owned by the Organization while used in the program for which it is purchased or in future authorized programs; however, its disposition, as well as the ownership of any proceeds therefrom, are subject to applicable regulations.

Revenue Recognition Policies

Special event revenue and Thrift Shoppe revenue are recorded net of associated expenses. Special event revenue is shown net of the cost of the direct benefits to donors. Thrift Shoppe revenue is recorded net of related expenses as shown in the accompanying consolidated statements of activities, including depreciation expense.

It is the policy of management to record gift certificates provided to participants as program expense. For the years ended June 30, 2018 and 2017, these gift certificates totaled approximately \$13,500 and \$15,500, respectively.

Unrestricted Net Assets

The operating portion of unrestricted net assets includes several components. The undesignated portion represents the amount that is available for current operations. Designated for operating reserves represents a board designation for approximately six months of operating expenses. Other board designations include designation for an insurance loss fund.

Contributed Services

A substantial number of volunteers make significant contributions of their time in the furtherance of the Organization's programs. The value of this contributed time is not reflected in the accompanying consolidated financial statements, since it is not subject to objective measurement.

Certain contributed services requiring specialized skills are recorded as support and expensed at estimated fair market value when determinable.

Expense Allocation

Costs of providing services have been detailed in the consolidated statements of functional expenses and summarized on a functional basis in the consolidated statements of activities. Expenses that can be identified with a specific program or support service are allocated directly according to their natural expenditure classification.

Community Action Stops Abuse, Inc. and Affiliate
Notes to Consolidated Financial Statements
June 30, 2018 and 2017

Use of Estimates

The preparation of consolidated financial statements in conformity with accounting principles generally accepted in the United States of America requires management to make estimates and assumptions that affect certain reported amounts and disclosures. Accordingly, actual results could differ from those estimates.

Recent Accounting Pronouncements

In August 2016, FASB issued ASU 2016-14, *Presentation of Financial Statements of Not-for-Profit Entities*, to improve financial reporting to provide users of financial statements more useful information. The standard is effective for fiscal years beginning after December 15, 2017 (the Organization's June 30, 2019 consolidated financial statements). This amendment changes presentation and disclosure requirements for not-for-profit entities to provide more relevant information about their resources (and the changes in those resources). This includes qualitative and quantitative disclosure requirements regarding net asset classes, expenses, liquidation, and availability of resources. The Organization is currently evaluating the impact adopting this guidance will have on its consolidated financial statements.

In May 2014, FASB issued ASU 2014-09, *Revenue from Contracts with Customers*, to clarify the principles used to recognize revenue for all entities. Subsequently, in August 2015, FASB issued ASU 2015-14, which delayed the effective date for nonpublic companies to annual periods beginning after December 15, 2018 (the Organization's June 30, 2020 consolidated financial statements). The Organization is currently evaluating the impact adopting this guidance will have on its consolidated financial statements.

In June 2018, FASB issued ASUA 2018-08, *Clarifying the Scope and the Accounting Guidance for Contributions Received and Contributions Made*, to clarify the definition of an exchange transaction and contribution and to clarify accounting for the same. The standard is effective for nonpublic entities for fiscal years beginning after December 15, 2018 (the Organization's June 30, 2020 financial statements); early adoption is permitted. The Organization is currently evaluating the impact adopting this guidance will have on its consolidated financial statements.

In February 2016, FASB issued ASU 2016-02, *Leases*, to increase transparency and comparability among organizations by recognizing lease assets and lease liabilities on the balance sheet and disclosing key information about the leasing arrangements. The amendments are effective for nonpublic companies for fiscal years beginning after December 15, 2019 (the Organization's June 30, 2021 consolidated financial statements). The Organization is currently evaluating the impact adopting this guidance will have on its consolidated financial statements.

Reclassifications

Certain amounts in the accompanying 2017 consolidated financial statements have been reclassified to conform to the 2018 presentation. These reclassifications had no effect on the previously reported change in net assets.

Subsequent Events Evaluation

Management has evaluated all events subsequent to the consolidated statement of financial position date of June 30, 2018 through December 4, 2018, which is the date these consolidated financial statements were available to be issued. Management determined that there are no subsequent events which would require adjustment to or disclosure in the accompanying consolidated financial statements.

Community Action Stops Abuse, Inc. and Affiliate
Notes to Consolidated Financial Statements
June 30, 2018 and 2017

Note B - Income Taxes

CASA is exempt from federal income tax under Section 501(c)(3) of the Internal Revenue Code and state income tax under Chapter 220.13 of the Florida Statutes. The Internal Revenue Service (IRS) has determined that CASA is not a private foundation and contributions to it qualify as charitable contribution deductions. There was no material unrelated business income tax for the years ended June 30, 2018 and 2017.

Victoria's Place is exempt from federal income tax under Section 501(c)(3) of the Internal Revenue Code and state income tax under Chapter 220.13 of the Florida Statutes. The Internal Revenue Service (IRS) has determined that Victoria's Place is not a private foundation and contributions to it qualify as charitable contribution deductions.

Note C - Investments

A review of fair value hierarchy classifications is conducted on an annual basis. The following table provides information about the Organization's financial instruments measured at estimated fair value on a recurring basis as of June 30:

	Total	Fair Value Measurements Using:		
		Quoted Prices in Active Markets (Level 1)	Significant Other Observable Inputs (Level 2)	Significant Unobservable Inputs (Level 3)
<i>2018</i>				
Money market fund	\$ 67,516	\$ 67,516	\$ -	\$ -
Fixed income	1,246,725	330,770	915,955	-
Mutual funds				
Equities	1,042,627	1,042,627	-	-
Alternative strategies	209,792	209,792	-	-
Real estate investments	142,899	142,899	-	-
Total	<u>\$ 2,709,559</u>	<u>\$ 1,793,604</u>	<u>\$ 915,955</u>	<u>\$ -</u>
<i>2017</i>				
Money market fund	\$ 277,830	\$ 277,830	\$ -	\$ -
Fixed income	1,147,141	258,343	888,798	-
Mutual funds				
Equities	1,036,331	1,036,331	-	-
Alternative strategies	140,980	140,980	-	-
Real estate investments	93,960	93,960	-	-
Total	<u>\$ 2,696,242</u>	<u>\$ 1,807,444</u>	<u>\$ 888,798</u>	<u>\$ -</u>

Investment gain is comprised of the following for the years ended June 30:

	2018	2017
Interest and dividends	\$ 65,608	\$ 54,333
Unrealized (loss) gain	(31,329)	66,248
Realized gain	93,754	13,557
	<u>\$ 128,033</u>	<u>\$ 134,138</u>

Community Action Stops Abuse, Inc. and Affiliate
Notes to Consolidated Financial Statements
June 30, 2018 and 2017

Note D - Contributions Receivable

Contributions receivable consist of cash contributions receivable and contributed use of land. Cash contributions receivable consist entirely of unconditional promises to give. Contributions receivable consist of the following at June 30:

	<u>2018</u>	<u>2017</u>
Contributed use of land	\$ 120,652	\$ 45,186
Special events	150,805	137,949
Sunshine and Hope Campaign	384,497	711,016
	<u>655,954</u>	<u>894,151</u>
Less allowance for doubtful accounts	(164,686)	(79,980)
	<u>\$ 491,268</u>	<u>\$ 814,171</u>

Contributions due in more than one year are scheduled to be received as follows at June 30, 2018:

Less than one year	\$ 513,770
One to five years	86,805
Thereafter	96,491
	<u>697,066</u>
Less	
Unamortized discount	(1,531)
Allowance for doubtful accounts	(164,686)
Unamortized rent contributions	(39,581)
	<u>491,268</u>
Less current portion	(346,922)
	<u>\$ 144,346</u>

Contributions receivable due from trustees, staff, and board members total approximately \$5,700 and \$9,000 for the years ended June 30, 2018 and 2017, respectively.

Contributed Use of Land

Contributed use of land refers to two parcels of land that are used for transitional housing. In fiscal years 1998 and 1997, CASA entered into lease agreements for two parcels of land with a local hospital (Landlord). The recorded value of the contributed use of this land is the estimated fair market value of the land at the contribution date. Both leases are for 20-year periods from the date of occupancy, with two additional 25-year renewal options that may be exercised by the Landlord.

During the last six months of the initial 20-year period, the Landlord shall either extend the lease for one additional 25-year period (First Renewal Term) or agree to purchase the improvements placed on the premises by CASA at the then fair market value of the improvements.

After the expiration of the First Renewal Term, the Landlord shall either extend the lease for a second 25-year period (Second Renewal Term) or agree to purchase the improvements placed on the premises by CASA at the then fair market value of the improvements. After expiration of the Second Renewal Term, the Landlord shall not be obligated to purchase the improvements, unless otherwise agreed to in writing by all parties. Rent associated with these leases is \$1 per year and was paid in full at the beginning of the term in the amount of \$20 for each lease.

Effective July 2012, the 1998 lease was amended to provide for a relocation option. On or after December 31, 2016, the Landlord may relocate CASA to a different property that is mutually agreed-upon. The new property would be within a three-mile radius of the existing property and would be in the same condition and of the same size as the existing property.

Community Action Stops Abuse, Inc. and Affiliate
Notes to Consolidated Financial Statements
June 30, 2018 and 2017

In September 2016, the 1997 lease was amended to extend the agreement to September 2041. At any time during the new term of the lease, the Landlord may exercise an option to purchase the improvements placed on the premises by CASA at the then fair market value of the improvements.

In April 2017, the 1997 lease was further amended, allowing CASA to sublease to an organization who took over operation of the facility. The term of the original sublease was from April 1, 2017 through December 31, 2017, and the sublessee paid monthly rent of \$1,250 and retained the option to purchase the improvements placed on the premises by CASA at the then fair market value of the improvements. After December 31, 2017, the lease continued on a month-to-month basis through June 30, 2018. As of June 30, 2018, at which time CASA terminated the agreement.

Note E - Land, Buildings, and Equipment

Land, buildings, and equipment consist of the following at June 30:

	Estimated Useful Lives	2018	2017
Land	N/A	\$ 932,100	\$ 932,100
Leasehold improvements	5-20 years	1,557,618	1,557,618
Buildings and improvements	5-39 years	11,727,168	11,580,976
Furniture and equipment	3-15 years	1,194,082	1,145,497
Vehicles	5 years	117,313	140,743
Construction in progress	N/A	-	32,617
		15,528,281	15,389,551
Less accumulated depreciation		(3,999,525)	(3,460,997)
		\$ 11,528,756	\$ 11,928,554

Depreciation and amortization expense for the years ended June 30, 2018 and 2017 was approximately \$565,000 and \$572,000, respectively. Of these amounts, approximately \$30,000 is recorded in Thrift Shoppe sales, net of expenses, for both of the years ended June 30, 2018 and 2017.

Note F - New Markets Tax Credit Program

During the year ended June 30, 2014, CASA completed a \$12 million transaction (Transaction) under federal and state of Florida New Markets Tax Credit Programs (Program) with Florida Community New Markets Fund, FCLF Florida NMTC Investment Fund, and Stonehenge Florida NMTC Investment Fund and their affiliates. As part of the transaction, CASA was required to create a new affiliated entity, Victoria's Place St. Pete, Inc. (Victoria's Place), with CASA as the sole member. Victoria's Place used the proceeds to construct a new 100-bed emergency shelter for survivors of domestic violence (the Shelter) pursuant to and in accordance with the Concession and Service Agreements between Victoria's Place and CASA. CASA operates the shelter.

The Transaction includes a gross subsidy to the Organization of \$5,141,600, which represents the amount of long-term debt expected to be extinguished and forgiven at the conclusion of the transaction. The Transaction resulted in two notes receivable from Stonehenge Florida NMTC Investment Fund and FCLF Florida in the amounts of \$2,263,400 and \$4,025,000, respectively, and three notes payable to Florida Community New Markets Fund XIV, LLC in the total amount of \$11.43 million.

The difference between the notes payable and notes receivable of \$5,141,600 represents the gross subsidy to the Organization for participation in the Program. On the date of closing, May 29, 2014, the Organization incurred fees and costs related to the closing of the Transaction of \$757,122, leaving a remaining balance of \$4,384,478 for subsidy. The remaining subsidy is intended to cover fees and costs related to the Organization's continued participation in the program in accordance with the Concession and Service Agreement.

Community Action Stops Abuse, Inc. and Affiliate
Notes to Consolidated Financial Statements
June 30, 2018 and 2017

Notes receivable from participants accrue interest at 1%, received quarterly. Beginning July 1, 2021, principal and interest will be received annually sufficient to fully amortize the notes, with the final payment due April 10, 2043.

The three notes payable in the amounts of \$4,762,500; \$4,579,327; and \$2,088,173 accrue interest at 1.928% payable quarterly. Beginning October 1, 2021, principal and interest will be payable quarterly sufficient to fully amortize the loans, with final payment due October 1, 2044. Interest accrued on these notes was \$5,700 at June 30, 2018 and 2017.

Loan costs in connection with the issuance of New Market Tax Credit Program debt are presented as a reduction of long-term debt to be amortized over the term of the loan.

The components of loan costs are as follows:

	<u>2018</u>	<u>2017</u>
Loan costs	\$ 757,122	\$ 757,122
Less accumulated amortization	(378,561)	(252,375)
Total direct debt costs, net	<u>\$ 378,561</u>	<u>\$ 504,747</u>

Interest expense related to the loan costs was \$126,187 for each of the years ended June 30, 2018 and 2017. The obligation under long-term debt as of June 30 consists of the following:

	<u>2018</u>	<u>2017</u>
Note payable - new market tax credit	\$ 11,430,000	\$ 11,430,000
Less unamortized loan costs	(378,561)	(504,747)
Total note payable, net	<u>\$ 11,051,439</u>	<u>\$ 10,925,253</u>

The Transaction includes the following agreements:

- *Federal Investment Fund*: Investment Fund Put and Call Agreement. U.S. Bancorp Community Development Corporation (USBCDC) can elect to have the Organization purchase USBCDC's investment in the Transaction at a purchase price equal to the sum of (1) \$1,000; (2) taxes and closing costs; (3) any amounts due from Victoria's Place; (4) accrued and unpaid annual management fee (Put Option). In the event that USBCDC has not exercised the Put Option, the Organization can elect to purchase USBCDC's investment in the Transaction (The Call Option). The Organization can exercise the Call Option on the 180th day following the seventh anniversary of the Transaction. The purchase price of USBCDC's interest shall be an amount equal to the greater of (1) the fair market value of the interest as agreed to by USBCDC and the Organization or, if an amount cannot be agreed upon, the price shall be determined by an independent appraiser; and (2) the put option price.
- *State Investment Fund 1*: State Investment Fund Call Agreement (State Fund 1). The Organization can elect to purchase FCLF Florida NMTC Investment Fund's investment in the Transaction. The Organization can exercise the Call Option on the 180th day following the seventh anniversary of the Transaction. The purchase price of FCLF Florida NMTC Investment Fund's interest shall be an amount equal to the greater of (1) the fair market value of the interest as agreed to by FCLF Florida NMTC Investment Fund and the Organization or, if an amount cannot be agreed upon, the price shall be determined by an independent appraiser; and (2) the aggregate amount of principal and interest due and owing by FCLF Florida NMTC Investment Fund on the loan receivable as of the call closing date.

Community Action Stops Abuse, Inc. and Affiliate
Notes to Consolidated Financial Statements
June 30, 2018 and 2017

- *State Investment Fund 2*: State Investment Fund Call Agreement (State Fund 2). The Organization can elect to purchase Florida Community New Markets Fund XIV investment in the Transaction. The Organization can exercise the Call Option on the 180th day following the seventh anniversary of the Transaction. The purchase price of Florida Community New Markets Fund XIV's interest shall be an amount equal to the greater of (1) the fair market value of the interest as agreed to by Florida Community New Markets Fund XIV and the Organization or, if an amount cannot be agreed upon, the price shall be determined by an independent appraiser; and (2) the aggregate amount of principal and interest due and owing by Florida Community New Markets Fund XIV on the loan receivable as of the call closing date.

Note G - Debt

	June 30,	
	2018	2017
<i>Mortgage Note Grants</i>		
Mortgage note payable for funds received pursuant to a Community Development Block Grant from the City of St. Petersburg. The note was forgiven January 2018	\$ -	\$ 297,500
Mortgage note payable for funds received pursuant to a Community Development Block Grant from the City of St. Petersburg. The note was forgiven January 2018	-	398,342
Mortgage note payable for funds received pursuant to a Community Development Block Grant from the City of St. Petersburg. Compliance with all of the provisions set forth in the note shall defer payment of the principal amount through December 31, 2021, at which time all sums due and payable shall be forgiven. Interest will not accrue while payment of the principal is deferred. Secured by real estate.	113,801	21,213
	113,801	717,055
Less current portion mortgage note grants	-	(297,500)
	<u>\$ 113,801</u>	<u>\$ 419,555</u>
<i>Mortgage Note Payable</i>		
Term loan promissory note payable with interest accruing at 3.45%; monthly payments of interest only through October 15, 2015, at which time principal and interest payments are due monthly; matures on March 31, 2021. The term loan promissory note is subject to certain financial covenants and secured by real estate, capital campaign pledges, and \$1.5 million of investments.	\$ 4,459,617	\$ 4,742,767
Less current portion mortgage note payable	(283,150)	(283,150)
	<u>\$ 4,176,467</u>	<u>\$ 4,459,617</u>

Loan costs in connection with the issuance of long-term debt are presented as a reduction of long-term debt to be amortized over the term of the loan.

The components of loan costs are as follows:

	2018	2017
Loan costs	\$ 29,191	\$ 29,191
Less accumulated amortization	(17,723)	(13,553)
Total direct debt costs, net	<u>\$ 11,468</u>	<u>\$ 15,638</u>

Interest expense related to the loan costs was \$4,170 for each of the years ended June 30, 2018 and 2017.

Community Action Stops Abuse, Inc. and Affiliate
Notes to Consolidated Financial Statements
June 30, 2018 and 2017

The obligation under long-term debt as of June 30 consists of the following:

	<u>2018</u>	<u>2017</u>
Mortgage note payable	\$ 4,459,617	\$ 4,742,767
Less loan costs	(11,468)	(15,638)
Less current maturities	(283,150)	(283,150)
Total mortgage note payable, net	<u>\$ 4,164,999</u>	<u>\$ 4,443,979</u>

Future minimum annual maturities of the mortgage note and grant payable are summarized as follows:

Year Ending June 30	<u>Principal</u>	<u>Forgiveness</u>	<u>Total</u>
2019	\$ 283,150	\$ -	\$ 283,150
2020	283,150	-	283,150
2021	3,893,317	113,801	4,007,118
	<u>\$ 4,459,617</u>	<u>\$ 113,801</u>	<u>\$ 4,573,418</u>

The Community Development Block Grant was used to renovate certain facilities. If the programs associated with the grant are terminated prior to the maturity date, the entire principal balance shall become immediately due and payable. In addition, the lender will be entitled to recover the fair market value of the respective property, less any principal amount and any portion of the value of the property attributable to non-Community Development Block Grant funds expended for acquisition, improvements, or renovations of the respective properties.

Interest expense was approximately \$382,000 and \$393,000 for the years ended June 30, 2018 and 2017, respectively.

Note H - Unrestricted Net Assets

Unrestricted net assets comprise the following at June 30:

	<u>2018</u>	<u>2017</u>
Undesignated	\$ 4,177,123	\$ 3,760,958
Designated for operating reserves	1,050,000	1,050,000
Designated for insurance loss fund	150,000	150,000
	<u>\$ 5,377,123</u>	<u>\$ 4,960,958</u>

Note I - Temporarily Restricted Net Assets

Temporarily restricted net assets are available for the following purposes at June 30:

	<u>2018</u>	<u>2017</u>
Sunshine and Hope Campaign	\$ 384,516	\$ 711,310
Land leases	120,652	45,186
Peacemakers Society	150,805	139,538
Outreach	6,500	6,500
Youth Center	6,933	6,934
Programs	19,059	33,658
United Way	32,995	31,098
	<u>\$ 721,460</u>	<u>\$ 974,224</u>

Temporarily restricted net assets comprise the following at June 30:

	<u>2018</u>	<u>2017</u>
Cash	\$ 230,192	\$ 160,053
Contributions receivable	491,268	814,171
	<u>\$ 721,460</u>	<u>\$ 974,224</u>

Note J - Net Assets Released from Restrictions

Net assets released from restrictions by incurring expenses which satisfied the purpose or time restriction specified by the donors are as follows for the years ended June 30:

	<u>2018</u>	<u>2017</u>
Peacemaker Society	\$ 28,487	\$ 21,829
Programs	85,458	93,405
Land lease	20,534	16,570
Sunshine and Hope campaign	326,794	79,741
	<u>\$ 461,273</u>	<u>\$ 211,545</u>

Note K - Concentrations of Credit Risk

The Organization maintains cash and investment balances at several financial institutions. Cash accounts are insured by the Federal Deposit Insurance Corporation up to \$250,000. Investment balances are insured by the Securities Investor Protection Corporation up to \$500,000. From time to time, cash and investment balances may exceed insured limits.

Grants receivable and contributions receivable are unsecured and represent concentrations of credit risk in the event that any one of the entities or individuals were unable to remit the amount due or pledged.

Note L - Contingencies

The Organization receives a substantial amount of support from grantor agencies for its programs. If this support were to be reduced or eliminated, it could affect the operation of the supported programs. In addition, the Organization is subject to examination by these grantor agencies. In the event that reimbursed expenditures were disallowed, repayment could be required.

During the years ended June 30, 2015 and 2014, the Organization received a total of \$2,370,364 and \$129,636, respectively, totaling \$2.5 million, from the State of Florida Department of Children and Families through a Fixed Capital Outlay Grants and Aids for the purchase and construction of the 100-bed emergency shelter. Under the terms of this program, the Organization must use the facility as a domestic violence shelter for 20 years. The funder may require repayment of the grant if the Organization does not use the property for its intended use during the specified time. It is the intent of the Organization to maintain and use the shelter for the entire 20-year period.

During the year ended June 30, 2017, the Organization received a total of \$287,830 from Pinellas County through the Community Development Block Grant Program (CDBG) for the purchase and installation of solar panels at the 100-bed emergency shelter. Under the terms of this program, the Organization must maintain the shelter and benefit area residents, and 51% of the households benefiting from services shall be households whose annual incomes do not exceed 80% of the median family income for the area, as determined and made available by U.S. Department of Housing and Urban Development, for 13 years. The funder may require repayment of the grant if the Organization does not use the property for its intended use during the specified time. It is the intent of the Organization to maintain and use the shelter for the entire 13-year period.

Additional Information

Community Action Stops Abuse, Inc. and Affiliate
Consolidating Statement of Financial Position
June 30, 2018

	Community Action Stops Abuse, Inc.	Victoria's Place St. Pete, Inc.	Eliminations	Total
Assets				
Current assets				
Cash	\$ 362,739	\$ 72,309	\$ -	\$ 435,048
Investments	2,709,559	-	-	2,709,559
Grants receivable	379,489	-	-	379,489
Contributions receivable, net of allowance	346,922	-	-	346,922
Inventory	52,600	-	-	52,600
Due from related party	-	819,960	(819,960)	-
Prepaid expenses and other current assets	78,599	-	-	78,599
Total current assets	<u>3,929,908</u>	<u>892,269</u>	<u>(819,960)</u>	<u>4,002,217</u>
Land, buildings, and equipment, net	1,885,824	9,642,932	-	11,528,756
Note receivable - new markets tax credit	6,288,400	-	-	6,288,400
Other assets				
Contributions receivable, long-term portion	144,346	-	-	144,346
Interest in net assets of Victoria's Place St. Pete, Inc.	(521,880)	-	521,880	-
Interest in net assets of the Foundation	24,563	-	-	24,563
Total other assets	<u>(352,971)</u>	<u>-</u>	<u>521,880</u>	<u>168,909</u>
Total assets	<u>\$ 11,751,161</u>	<u>\$ 10,535,201</u>	<u>\$ (298,080)</u>	<u>\$ 21,988,282</u>
Liabilities and net assets				
Liabilities				
Current maturities of mortgage note payable	\$ 283,150	\$ -	\$ -	\$ 283,150
Accounts payable	56,076	-	-	56,076
Accrued expenses and other current liabilities	214,592	5,642	-	220,234
Due to related party	819,960	-	(819,960)	-
Total current liabilities	<u>1,373,778</u>	<u>5,642</u>	<u>(819,960)</u>	<u>559,460</u>
Mortgage note grants, net of current maturities	113,801	-	-	113,801
Mortgage note payable, net of current maturities and loan costs	4,164,999	-	-	4,164,999
Note payable - new markets tax credit, net of loan costs	-	11,051,439	-	11,051,439
Total liabilities	<u>5,652,578</u>	<u>11,057,081</u>	<u>(819,960)</u>	<u>15,889,699</u>
Net assets				
Unrestricted	5,377,123	(521,880)	521,880	5,377,123
Temporarily restricted	721,460	-	-	721,460
Total net assets	<u>6,098,583</u>	<u>(521,880)</u>	<u>521,880</u>	<u>6,098,583</u>
Total Liabilities and net assets	<u>\$ 11,751,161</u>	<u>\$ 10,535,201</u>	<u>\$ (298,080)</u>	<u>\$ 21,988,282</u>

Community Action Stops Abuse, Inc. and Affiliate
Consolidating Statement of Financial Position
June 30, 2017

	Community Action Stops Abuse, Inc.	Victoria's Place St. Pete, Inc.	Eliminations	Total
Assets				
Current assets				
Cash	\$ 273,502	\$ 67,199	\$ -	\$ 340,701
Investments	2,696,242	-	-	2,696,242
Grants receivable	276,766	-	-	276,766
Contributions receivable, net of allowance	808,200	-	-	808,200
Inventory	51,200	-	-	51,200
Due from related party	-	644,960	(644,960)	-
Prepaid expenses and other current assets	143,910	-	-	143,910
Total current assets	4,249,820	712,159	(644,960)	4,317,019
Land, buildings, and equipment, net	1,897,504	10,031,050	-	11,928,554
Note receivable - new markets tax credit	6,288,400	-	-	6,288,400
Other assets				
Contributions receivable, long-term portion	5,971	-	-	5,971
Interest in net assets of Victoria's Place St. Pete, Inc.	(188,636)	-	188,636	-
Interest in net assets of the Foundation	24,541	-	-	24,541
Total other assets	(158,124)	-	188,636	30,512
Total assets	\$ 12,277,600	\$ 10,743,209	\$ (456,324)	\$ 22,564,485
Liabilities and net assets				
Liabilities				
Current maturities of mortgage note grants	\$ 297,500	\$ -	\$ -	\$ 297,500
Current maturities of mortgage note payable	283,150	-	-	283,150
Accounts payable	46,162	-	-	46,162
Accrued expenses and other current liabilities	207,112	6,592	-	213,704
Due to related party	644,960	-	(644,960)	-
Total current liabilities	1,478,884	6,592	(644,960)	840,516
Mortgage note grants, net of current maturities	419,555	-	-	419,555
Mortgage note payable, net of current maturities and loan costs	4,443,979	-	-	4,443,979
Note payable - new markets tax credit, net of loan costs	-	10,925,253	-	10,925,253
Total liabilities	6,342,418	10,931,845	(644,960)	16,629,303
Net assets				
Unrestricted	4,960,958	(188,636)	188,636	4,960,958
Temporarily restricted	974,224	-	-	974,224
Total net assets	5,935,182	(188,636)	188,636	5,935,182
Total liabilities and net assets	\$ 12,277,600	\$ 10,743,209	\$ (456,324)	\$ 22,564,485

Community Action Stops Abuse, Inc. and Affiliate
Consolidating Statement of Activities
Year Ended June 30, 2018

	Community Action Stops Abuse, Inc.	Victoria's Place St. Pete, Inc.	Eliminations	Total
Public support and revenue				
Grants	\$ 2,446,393	\$ -	\$ -	\$ 2,446,393
Forgiveness of mortgage note grants	695,843	-	-	695,843
Thrift Shoppe sales, net of expenses of \$304,906	328,027	-	-	328,027
Special events, net of cost of				
direct benefits to donors of \$54,008	503,834	-	-	503,834
Bequests and major gifts	72,802	-	-	72,802
Contributions and donations	600,730	-	-	600,730
Contributions and donations - Sunshine and Hope Campaign	154,124	-	-	154,124
Contributions and donations - in kind	35,356	-	-	35,356
Investment gain	128,033	-	-	128,033
Program income	15,800	-	-	15,800
Other income	63,105	1,200	(1,200)	63,105
Management fees	-	495,000	(495,000)	-
Total public support and revenue	<u>5,044,047</u>	<u>496,200</u>	<u>(496,200)</u>	<u>5,044,047</u>
Expenses				
Program services	3,712,357	829,444	(496,200)	4,045,601
Supporting services				
Administrative and general	432,836	-	-	432,836
Development and fundraising	402,231	-	-	402,231
Total expenses	<u>4,547,424</u>	<u>829,444</u>	<u>(496,200)</u>	<u>4,880,668</u>
Change in net assets of the Foundation	22	-	-	22
Change in net assets of Victoria's Place St. Pete, Inc.	<u>(333,244)</u>	<u>-</u>	<u>333,244</u>	<u>-</u>
Change in net assets	163,401	(333,244)	333,244	163,401
Net assets at beginning of year	<u>5,935,182</u>	<u>(188,636)</u>	<u>188,636</u>	<u>5,935,182</u>
Net assets at end of year	<u>\$ 6,098,583</u>	<u>\$ (521,880)</u>	<u>\$ 521,880</u>	<u>\$ 6,098,583</u>

Community Action Stops Abuse, Inc. and Affiliate
Consolidating Statement of Activities
Year Ended June 30, 2017

	Community Action Stops Abuse, Inc.	Victoria's Place St. Pete, Inc.	Eliminations	Total
Public support and revenue				
Grants	\$ 2,822,086	\$ -	\$ -	\$ 2,822,086
Forgiveness of mortgage note grant	59,314	-	-	59,314
Thrift Shoppe sales, net of expenses of \$299,017	316,097	-	-	316,097
Special events, net of cost of direct benefits to donors of \$10,362	315,545	-	-	315,545
Bequests and major gifts	216,837	-	-	216,837
Contributions and donations	392,864	-	-	392,864
Contributions and donations - Sunshine and Hope Campaign	64,510	-	-	64,510
Contributions and donations - in kind	68,198	-	-	68,198
Investment gain	134,138	-	-	134,138
Program income	4,200	-	-	4,200
Other income	62,884	1,199	-	64,083
Management fees	-	485,000	(485,000)	-
Total public support and revenue	<u>4,456,673</u>	<u>486,199</u>	<u>(485,000)</u>	<u>4,457,872</u>
Expenses				
Program services	3,934,248	833,790	(485,000)	4,283,038
Supporting services				
Administrative and general	443,163	-	-	443,163
Development and fundraising	395,378	-	-	395,378
Total expenses	<u>4,772,789</u>	<u>833,790</u>	<u>(485,000)</u>	<u>5,121,579</u>
Change in net assets of the Foundation	6	-	-	6
Change in net assets of Victoria's Place St. Pete, Inc.	(347,591)	-	347,591	-
Gain on sale of land, buildings, and equipment	1,199	-	-	1,199
Change in net assets	(662,502)	(347,591)	347,591	(662,502)
Net assets at beginning of year	<u>6,597,684</u>	<u>158,955</u>	<u>(158,955)</u>	<u>6,597,684</u>
Net assets at end of year	<u>\$ 5,935,182</u>	<u>\$ (188,636)</u>	<u>\$ 188,636</u>	<u>\$ 5,935,182</u>

Supplementary Information

Community Action Stops Abuse, Inc. and Affiliate
Schedule Of Expenditures Of Federal Awards
Year Ended June 30, 2018

Federal Agency Pass-through Entity Federal Program	CFDA Number	Contract/Grant Number	Expenditures	Passed through to Subrecipients
U.S. Department of Agriculture				
<i>Passed through Florida Department of Health</i>				
Child and Adult Care Food Program	10.558	H-4807	\$ 52,532	\$ -
U.S. Department Of Housing And Urban Development				
<i>Passed through City of St. Petersburg, Florida</i>				
Community Development Block Grant/Entitlement Grants	14.218	B-17-MC-12-0017	1,338	-
<i>Passed through City of St. Petersburg, Florida</i>				
Emergency Solutions Grants Program	14.231	E-17-MC-12-0017	16,526	-
<i>Direct funding</i>				
Continuum of Care Program	14.267	FL-0447L4H021503	33,349	-
Continuum of Care Program	14.267	FL-0447L4H021604	112,068	-
Subtotal - CFDA 14.235			<u>145,417</u>	<u>-</u>
Total U.S. Department Of Housing And Urban Development			163,281	-
U.S. Department Of Justice				
<i>Passed through Florida Coalition Against Domestic Violence</i>				
Crime Victim Assistance	16.575	17-2206-CPI-VOCA	15,120	-
Crime Victim Assistance	16.575	18-2206-CPI-VOCA	38,457	-
<i>Passed through Florida Office of the Attorney General</i>				
Crime Victim Assistance	16.575	VOCA-2016-Community Action Stops Ab-00274	138,718	-
Crime Victim Assistance	16.575	VOCA-2017-Community Action Stops Ab-00306	446,372	-
Subtotal - CFDA 16.575			<u>638,667</u>	<u>-</u>
<i>Passed through Florida Coalition Against Domestic Violence</i>				
Violence Against Women Formula Grants	16.588	19-2206-BN	23,480	-
Violence Against Women Formula Grants	16.588	18-2206-Transportation and Participant Program Needs	340	-
Subtotal - CFDA 16.588			<u>23,820</u>	<u>-</u>
Total U.S. Department Of Justice			662,487	-
U.S. Department Of Health And Human Services				
<i>Passed through Florida Coalition Against Domestic Violence</i>				
Temporary Assistance for Needy Families	93.558	18-2206-DVS	157,125	-
Temporary Assistance for Needy Families	93.558	19-2206-BN	5,387	-
Subtotal - CFDA 93.558			<u>162,512</u>	<u>-</u>
<i>Passed through Florida Coalition Against Domestic Violence</i>				
Family Violence Prevention and Services/Domestic Violence Shelter and Supportive Services	93.671	18-2206-DVS	73,959	-
Family Violence Prevention and Services/Domestic Violence Shelter and Supportive Services	93.671	19-2206-BN	1,359	-
Family Violence Prevention and Services/Domestic Violence Shelter and Supportive Services	93.671	18-2206-Transportation and Participant Program Needs	21,354	-
Subtotal - CFDA 93.671			<u>96,672</u>	<u>-</u>
Total U.S. Department of Health And Human Services			<u>259,184</u>	<u>-</u>
Total Expenditures of Federal Awards			<u>\$ 1,137,484</u>	<u>\$ -</u>

Community Action Stops Abuse, Inc. and Affiliate
Notes to Schedule of Expenditures of Federal Awards
Year Ended June 30, 2018

Note A - Basis of Presentation

The accompanying schedule of expenditures of federal awards includes the federal contract and grant activity of Community Action Stops Abuse, Inc. and affiliate. The information in this schedule is presented in accordance with the requirements of Title 2 U.S. Code of Federal Regulations (CFR), Part 200, *Uniform Administrative Requirements, Cost Principles, and Audit Requirements for Federal Awards* (Uniform Guidance).

Note B - Summary of Significant Accounting Policies

Expenditures reported on the schedule are reported on the accrual basis of accounting. Such expenditures are recognized following the cost principles contained in the Uniform Guidance, wherein certain types of expenditures are not allowable or limited as to reimbursement.

Note C - Indirect Costs

The Organization elected to use the 10% de minimis indirect cost rate allowed by the Uniform Guidance.

Note D - Contingency

Grant expenditures are subject to audit and adjustment. If any expenditure were to be disallowed by the grantor agency as a result of such an audit, any claim for reimbursement to the grantor agency would become a liability of Community Action Stops Abuse, Inc. and affiliate. In the opinion of management, all grant expenditures included on the accompanying schedule are in compliance with the terms of the grant agreements and applicable federal laws and regulations.



**Independent Auditor's Report on Internal Control over Financial Reporting
and on Compliance and Other Matters Based on an Audit of Financial Statements
Performed in Accordance with *Government Auditing Standards***

Board of Directors
Community Action Stops Abuse, Inc. and Affiliate
St. Petersburg, Florida

We have audited, in accordance with the auditing standards generally accepted in the United States of America and the standards applicable to financial audits contained in *Government Auditing Standards* issued by the Comptroller General of the United States, the consolidated financial statements of Community Action Stops Abuse, Inc. and affiliate (the Organization), which comprise the consolidated statement of financial position as of June 30, 2018; the related consolidated statements of activities, functional expenses, and cash flows for the year then ended; and the related notes to the consolidated financial statements, and have issued our report thereon dated December 4, 2018.

Internal Control over Financial Reporting

In planning and performing our audit of the consolidated financial statements, we considered the Organization's internal control over financial reporting (internal control) to determine the audit procedures that are appropriate in the circumstances for the purpose of expressing our opinions on the consolidated financial statements, but not for the purpose of expressing an opinion on the effectiveness of the Organization's internal control. Accordingly, we do not express an opinion on the effectiveness of the Organization's internal control.

A *deficiency in internal control* exists when the design or operation of a control does not allow management or employees, in the normal course of performing their assigned functions, to prevent, or detect and correct, misstatements on a timely basis. A *material weakness* is a deficiency, or a combination of deficiencies, in internal control, such that there is a reasonable possibility that a material misstatement of the entity's financial statements will not be prevented, or detected and corrected on a timely basis. A *significant deficiency* is a deficiency, or a combination of deficiencies, in internal control that is less severe than a material weakness, yet important enough to merit attention by those charged with governance.

Our consideration of internal control was for the limited purpose described in the first paragraph of this section and was not designed to identify all deficiencies in internal control that might be material weaknesses or significant deficiencies. Given these limitations, during our audit we did not identify any deficiencies in internal control that we consider to be material weaknesses. However, material weaknesses may exist that have not been identified.

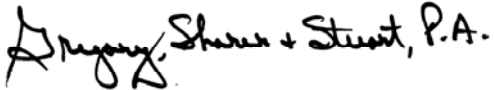
Compliance and Other Matters

As part of obtaining reasonable assurance about whether the Organization's consolidated financial statements are free from material misstatement, we performed tests of its compliance with certain provisions of laws, regulations, contracts, and grant agreements, noncompliance with which could have a direct and material effect on the determination of financial statement amounts. However, providing an opinion on compliance with those provisions was not an objective of our audit, and accordingly, we do not express such an opinion. The results of our tests disclosed no instances of noncompliance or other matters that are required to be reported under *Government Auditing Standards*.

Purpose of this Report

The purpose of this report is solely to describe the scope of our testing of internal control and compliance and the results of that testing, and not to provide an opinion on the effectiveness of the Organization's internal control or on compliance. This report is an integral part of an audit performed in accordance with *Government Auditing Standards* in considering the Organization's internal control and compliance. Accordingly, this communication is not suitable for any other purpose.

Gregory, Sharer & Stuart, P.A.

A handwritten signature in black ink that reads "Gregory, Sharer & Stuart, P.A." The signature is written in a cursive style with a large initial 'G'.

St. Petersburg, Florida
December 4, 2018



**Independent Auditor's Report on Compliance
for Each Major Federal Program and Report on Internal Control
over Compliance Required By the Uniform Guidance**

Board of Directors
Community Action Stops Abuse, Inc. and Affiliate
St. Petersburg, Florida

Report on Compliance for Each Major Federal Program

We have audited Community Action Stops Abuse, Inc. and affiliate's (the Organization) compliance with the types of compliance requirements described in the *OMB Compliance Supplement* that could have a direct and material effect on each of the Organization's major federal programs for the year ended June 30, 2018. The Organization's major federal programs are identified in the summary of auditor's results section of the accompanying schedule of findings and questioned costs.

Management's Responsibility

Management is responsible for compliance with the requirements of laws, regulations, contracts, and grants applicable to its federal programs.

Auditor's Responsibility

Our responsibility is to express an opinion on compliance for each of the Organization's major federal programs based on our audit of the types of compliance requirements referred to above. We conducted our audit of compliance in accordance with auditing standards generally accepted in the United States of America; the standards applicable to financial audits contained in *Government Auditing Standards*, issued by the Comptroller General of the United States; and the audit requirements of Title 2 U.S. Code of Federal Regulations (CFR) Part 200, *Uniform Administrative Requirements, Cost Principles, and Audit Requirements for Federal Awards* (Uniform Guidance). Those standards and the Uniform Guidance require that we plan and perform the audit to obtain reasonable assurance about whether noncompliance with the types of compliance requirements referred to above that could have a direct and material effect on a major federal program occurred. An audit includes examining, on a test basis, evidence about the Organization's compliance with those requirements and performing such other procedures as we considered necessary in the circumstances.

We believe that our audit provides a reasonable basis for our opinion on compliance for each major federal program. However, our audit does not provide a legal determination of the Organization's compliance.

Opinion on Each Major Federal Program

In our opinion, the Organization complied, in all material respects, with the types of compliance requirements referred to above that could have a direct and material effect on each of its major federal programs for the year ended June 30, 2018.

Report on Internal Control over Compliance


Management of the Organization is responsible for establishing and maintaining effective internal control over compliance with the types of compliance requirements referred to above. In planning and performing our audit of compliance, we considered the Organization's internal control over compliance with the types of requirements that could have a direct and material effect on each major federal program to determine the auditing procedures that are appropriate in the circumstances for the purpose of expressing an opinion on compliance for each major federal program, and to test and report on internal control over compliance in accordance with the Uniform Guidance, but not for the purpose of expressing an opinion on the effectiveness of internal control over compliance. Accordingly, we do not express an opinion on the effectiveness of the Organization's internal control over compliance.

A deficiency in internal control over compliance exists when the design or operation of a control over compliance does not allow management or employees, in the normal course of performing their assigned functions, to prevent, or detect and correct, noncompliance with a type of compliance requirement of a federal program on a timely basis. *A material weakness in internal control over compliance* is a deficiency, or combination of deficiencies, in internal control over compliance, such that there is a reasonable possibility that material noncompliance with a type of compliance requirement of a federal program will not be prevented, or detected and corrected, on a timely basis. *A significant deficiency in internal control over compliance* is a deficiency, or a combination of deficiencies, in internal control over compliance with a type of compliance requirement of a federal program that is less severe than a material weakness in internal control over compliance, yet important enough to merit attention by those charged with governance.

Our consideration of internal control over compliance was for the limited purpose described in the first paragraph of this section and was not designed to identify all deficiencies in internal control over compliance that might be material weaknesses or significant deficiencies. We did not identify any deficiencies in internal control over compliance that we consider to be material weaknesses. However, material weaknesses may exist that have not been identified.

The purpose of this report on internal control over compliance is solely to describe the scope of our testing of internal control over compliance and the results of that testing based on the requirements of the Uniform Guidance. Accordingly, this report is not suitable for any other purpose.

Gregory, Sharer & Stuart, P.A.

A handwritten signature in black ink that reads "Gregory, Sharer & Stuart, P.A." The signature is written in a cursive, flowing style.

St. Petersburg, Florida
December 4, 2018

Community Action Stops Abuse, Inc. and Affiliate
Schedule of Findings and Questioned Costs
Year Ended June 30, 2018

Section I - Summary of Auditor's Results

Financial Statements

Type of auditor's report issued:	<u>Unmodified</u>		
Internal control over financial reporting:			
Material weakness(es) identified?	<u> </u> Yes	<u> X </u> No	
Significant deficiency(ies) identified?	<u> </u> Yes	<u> X </u> None reported	
Noncompliance material to financial statements noted?	<u> </u> Yes	<u> X </u> No	

Federal Awards

Internal control over major federal programs:			
Material weakness(es) identified?	<u> </u> Yes	<u> X </u> No	
Significant deficiency(ies) identified?	<u> </u> Yes	<u> X </u> None reported	

Type of auditor's reports issued on compliance for major federal awards:

Unmodified

Any audit findings disclosed that are required to be reported in accordance with Section 2 CFR 200.516(a)?	<u> X </u> Yes	<u> </u> No
--	----------------------	--------------------

Identification of major federal programs:

<u>CFDA Number</u>	<u>Name of Federal Program or Cluster</u>
14.267	Continuum of Care Program
16.575	Crime Victim Assistance

Dollar threshold used to distinguish between type A and type B programs

\$ 750,000

Auditee qualified as low-risk auditee?	<u> </u> Yes	<u> X </u> No
--	---------------------	---------------------

Section II - Financial Statement Findings

None reported.

Section III - Federal Awards Findings and Questioned Costs

None reported.

Section IV - Other Matters

None reported.

**Community Action Stops Abuse, Inc. and Affiliate
Summary Schedule of Prior Audit Findings
Year Ended June 30, 2017**

Prior Financial Statement Finding

Finding #2017-001:

Prior Condition:

During the prior year audit, journal entries were required to the original trial balance causing changes to the current and prior periods. These adjustments affected the consolidated statements of financial position and activities, and the schedule of expenditures of federal awards.

Prior Recommendation:

Management should review and evaluate funding agreements for proper accounting and reporting purposes. If funding agreements are unclear or do not indicate the information, management should discuss directly with the funding source. Management should then assess the proper reporting of the transaction.

Current Status:

No significant journal entries were required to the original trial balance to complete the audit and prepare consolidated financial statements.